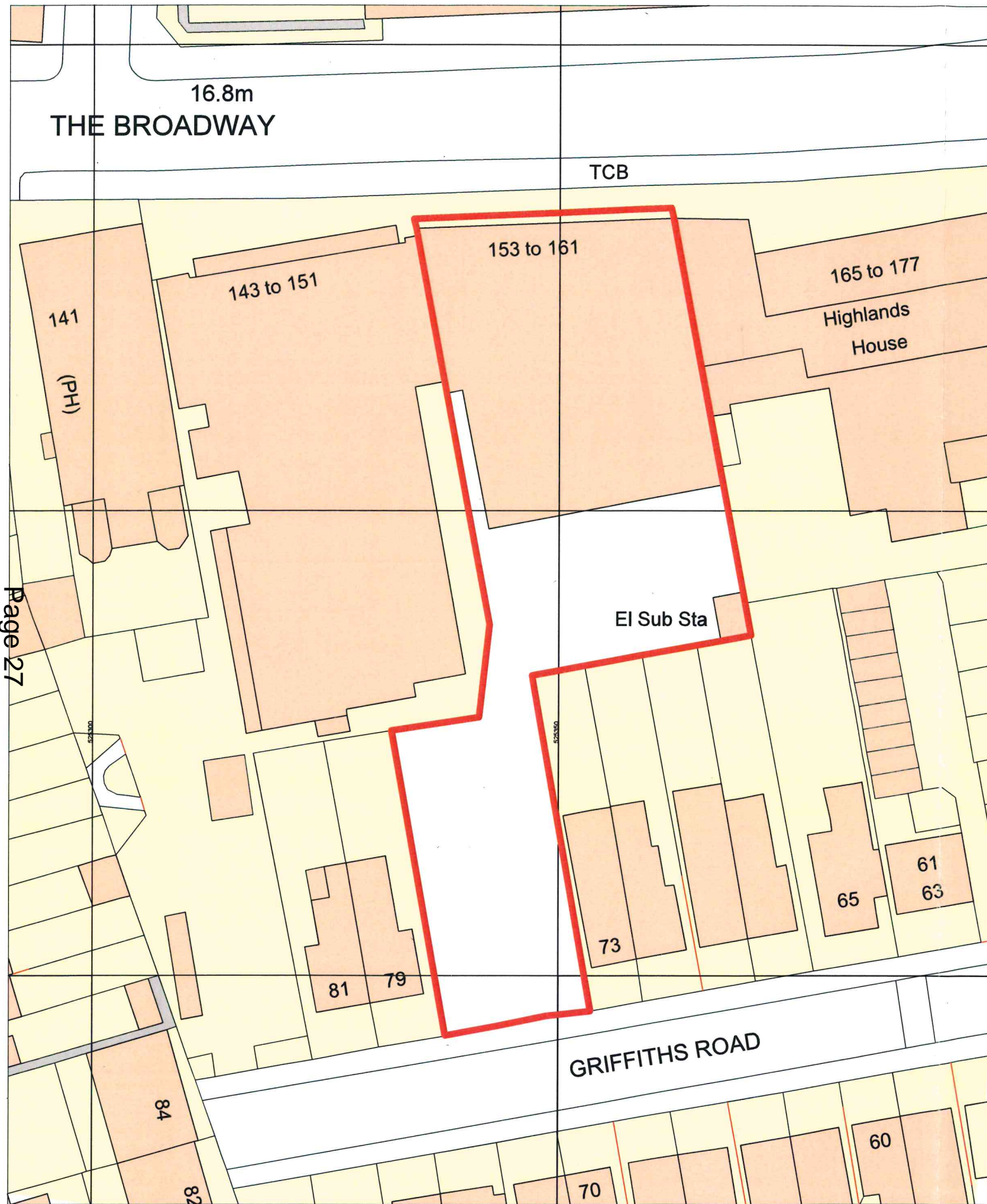
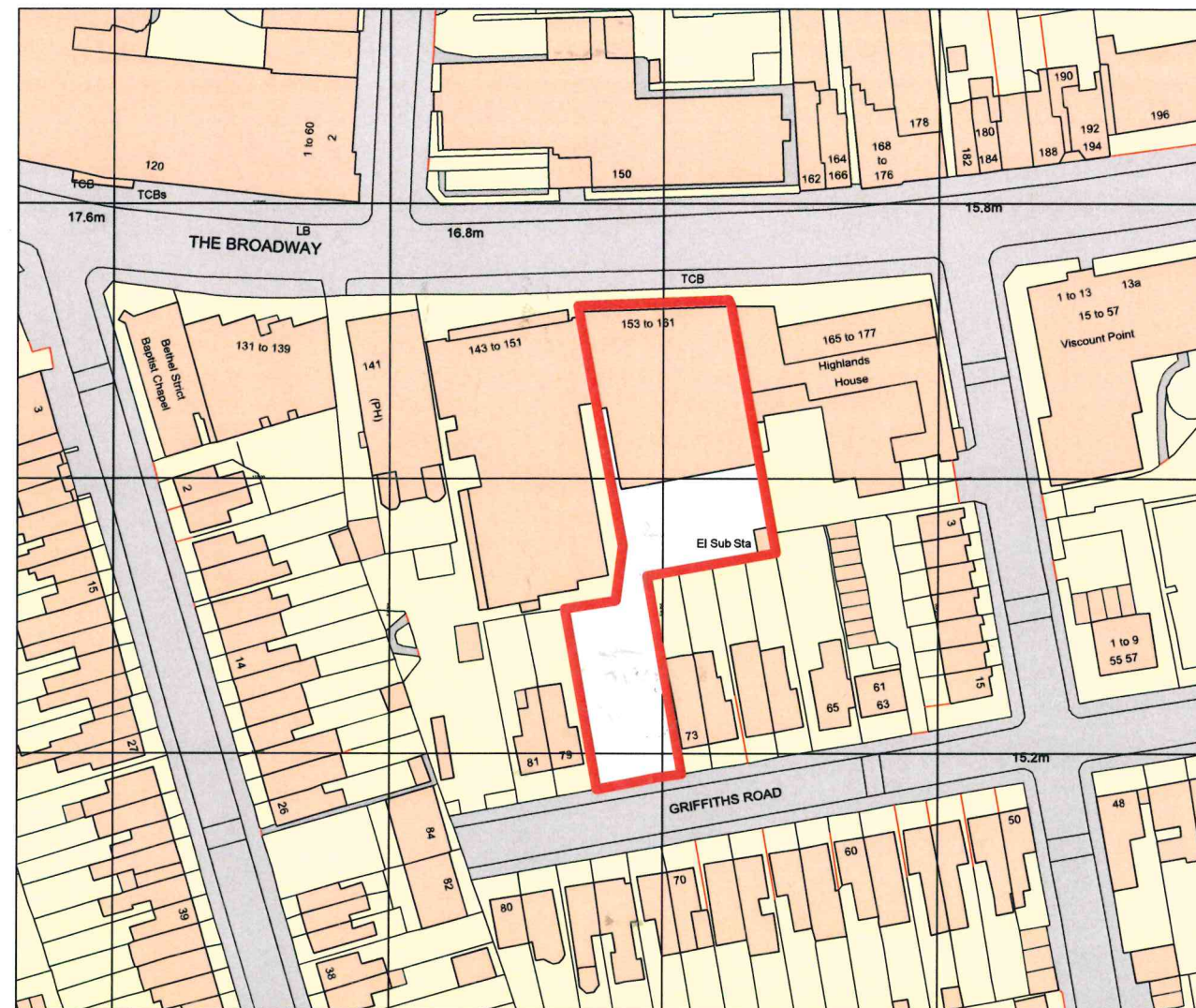


This drawing is the copyright of Axiom Architects.  
 It is for planning application purposes only & may not be reproduced in whole or in part without permission. Drawings lodged for planning approval may be reproduced by the Planning Authority in accordance with the Copyright (Material Open to Public Inspection) (Marking of Copies of Plans and Drawings) Order 1990 and must carry the relevant copyright restriction note. Do not scale from drawings.

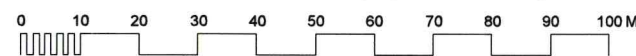


Page 27

Ordnance Survey, (c) Crown Copyright 2015. All rights reserved. Licence number 100022432



Ordnance Survey, (c) Crown Copyright 2015. All rights reserved. Licence number 100022432



**LOCATION PLAN 1:1250**



**BLOCK PLAN 1:500**

Rev Date Description By

Brooklands Yard  
 Southover High Street  
 Lewes  
 East Sussex  
 BN7 1HU

**AXIOM**  
 ARCHITECTS

Tel. 01273 470269  
 www.axiomarchitects.co.uk

Client  
 Whitbread Group PLC

Project  
 153-161 The Broadway  
 Wimbledon

Drawing  
 Existing OS Extracts  
 1:500 & 1:1250

Scale	Status	Date	Drawn	Checked
1:500/1250 @ A3	planning	25.8.15	nw	

Drawing No. Revision

**3642/P100**



This drawing is the copyright of Axiom Architects. The contractor is to check all site dimensions and levels before work starts. This drawing must be read with and checked against all structural and other specialist drawings, specification and bills of quantities. Notify architect of any discrepancies. The contractor is to comply with all current British Standards and Building Regulations whether or not specifically stated on these drawings. Do not scale from drawings.



Key:



Building Footprint



Hotel Car Parking Spaces (4no.)



Hotel Cycle Parking Spaces (10no.)

Page 28

Rev	Date	Description	By

**AXIOM ARCHITECTS**  
 1 Brooklands Yard Southover High Street Lewes East Sussex BN7 1HU  
 Tel. 01273 479434 www.axiomarchitects.co.uk

Client  
**Whitbread Group PLC**

Project  
**Premier Inn  
 153-161 The Broadway  
 Wimbledon**

Drawing  
**Site Plan**

Scale	Status	Date	Drawn	Checked
1:250 @ A1	Construction	07/09/16	AJC	

Drawing No. **3642-250** Revision



This drawing is the copyright of Axiom Architects. The contractor is to check all site dimensions and levels before work starts. This drawing must be read with and checked against all structural and other specialist drawings, specification and bills of quantities. Notify architect of any discrepancies. The contractor is to comply with all current British Standards and Building Regulations whether or not specifically stated on these drawings. Do not scale from drawings.

WALL TYPE INFORMATION TO BE READ IN CONJUNCTION WITH THE FOLLOWING INFORMATION:  
 3642 - WD - 400 & 3642 - WD - 401, METSEC DETAILS, WINCOR DETAILS, ALUFIX DETAILS.

**ASTERISKED DOORS ARE TO BE CONFIRMED AS BEING PROVIDED AND INSTALLED BY OTHERS**

Rev	Date	Description	By
S	4/1/18	Partition types clarified	AM
R	22/12/17	Plans updated to suit set out info	AM
Q	15/12/17	Wall types overhaul	AM
P	8/12/17	Door added to WC lobby and certain doors asterisked for clarification purposes	AM
O	29/11/17	1050mm s.o. doors updated to suit CS Todd advice	AM
N	12/10/17	UKPN substation door location altered as per their request.	AM
M	9/10/17	Lift location with dimensions	AM
L	4/10/17	Extent of VCL & breather membrane shown for air-tightness submission.	ED
K	08/9/17	Kone Lift Info Added	AM
J	29/8/17	Steel column positions updated. Kitchen/restaurant furniture details updated to Bar & Block. Fire escape stair spine wall added. Sub-station details updated.	ED
I	29/8/17	NO REVISION T	
H	8/8/17	Main stair layout updated. Plant room layout updated and door DX-09 relocated. RWP within plant room relocated.	ED
G	21/6/17	Settling out of layout and perimeter illustrated and coordinated. Minor amendments to interior layout to suit final steelwork locations. Drainage illustrated. Reception layout updated.	AC
F	13/05/17	Bar relocated to previous position.	RT
E	30/03/17	Bar and Block bar added and some furniture amended.	RT
D	20/2/17	Grid amended to suit maximum built area.	DA
C	23/12/16	Door & Window numbers added. Breakfast layout updated. Neighbouring context illustrated. Comms Tower and Vending areas updated.	AC
B	3/11/16	Preliminary Column layout illustrated for comment.	AC
A	1/11/16	Window positions amended. Partition types updated. Fire Fighting Lift indicated. Kitchen amended to latest Grates layout	AC

**AXIOM ARCHITECTS**  
 1 Brooklands Yard Southover High Street Lewes East Sussex BN7 1HU  
 Tel. 01273 479434 www.axiomarchitects.co.uk

Client  
**Whitbread Group PLC**

Project  
**Premier Inn  
 153-161 The Broadway  
 Wimbledon**

Drawing  
**Ground Floor General Arrangement Plan**

Scale	Status	Date	Drawn	Checked
1:100 @ A1	CONSTRUCTION	12/09/16	AJC	AJC

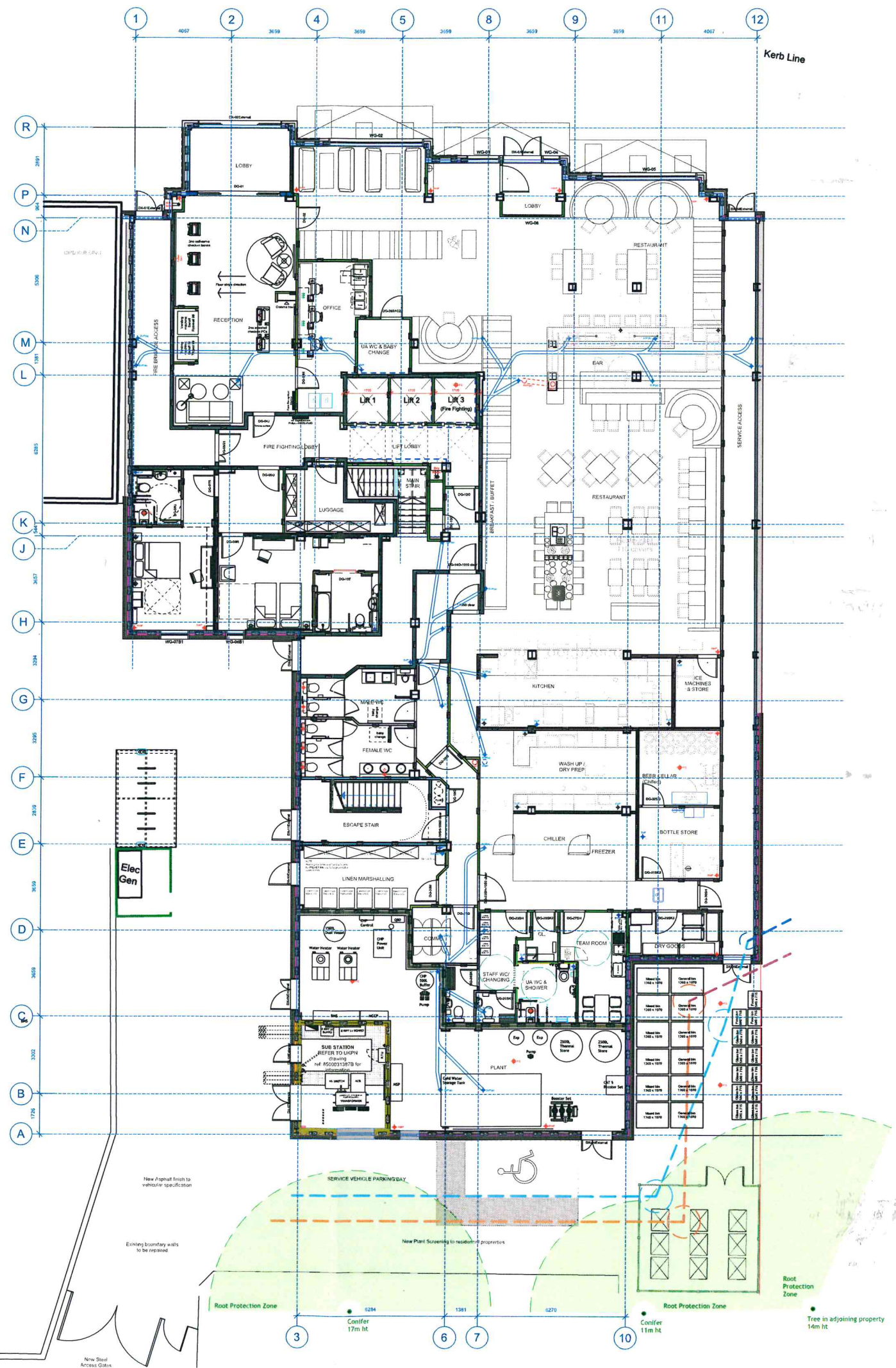
Drawing No. **3642-WD-255** Revision **S**

**Key:**  
**External Wall Types**

- EW-A** External Wall Type A: Brick
- EW-B** External Wall Type B: GF Brick
- EW-C** External Wall Type C: Span Wall Cladding North
- EW-D** External Wall Type D: Span Wall Cladding Full Cheek
- EW-E** External Wall Type E: Span Wall Cladding Reduced Cheek
- EW-G** External Wall Type G: Span Wall Cladding
- EW-J** External Wall Type J: Sences Aluminium Cladding
- EW-M** External Wall Type M: GF Party Wall
- EW-O** External Wall Type O: Substation Brick
- EW-P** External Wall Type P: GF Stone
- EW-Q** External Wall Type Q: GF Aluminium Cladding
- EW-R** External Wall Type R: Span Wall Cladding North

**Key:**  
**Internal Wall Types**

- | Partition Ref / Fire Rating / Width  | Description |
|--|-------------|
| PT-01 / FR90 / 130mm   | PT-01       |
| PT-02 / FR60 / 100mm   | PT-02       |
| PT-03 / FR30 / 95mm  | PT-03       |
| PT-04 / FR120 / 190mm  | PT-04       |
| PT-05 / none / 150mm (Ply both)  | PT-05       |
| PT-06 / none / 125mm (Ply single)  | PT-06       |
| PT-07 / none / 75mm  | PT-07       |
| PT-08 / achieves FR90 / 165mm<br>Specification Acoustic Performance: 65dB Rw | PT-08       |
| PT-09 / achieves FR90 / 195mm<br>Specification Acoustic Performance: 65dB Rw | PT-09       |
| PT-10 / achieves FR90 / 178mm<br>Specification Acoustic Performance: 62dB Rw | PT-10       |
| PT-11 / achieves FR90 / 148mm<br>Specification Acoustic Performance: 62dB Rw | PT-11       |
| PT-12 / FR120 / 206mm<br>Specification Acoustic Performance: 57dB Rw         | PT-12       |
| PT-13 / none / 88mm  | PT-13       |
| PT-14 / achieves FR90 / 125mm  | PT-14       |

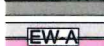

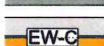
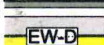
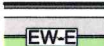
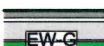



















Key:

External Wall Types

-  External Wall Type A: Brick
-  External Wall Type B: GF Brick
-  External Wall Type C: Span Wall Cladding North
-  External Wall Type D: Span Wall Cladding Full Cheek
-  External Wall Type E: Span Wall Cladding Reduced Cheek
-  External Wall Type G: Span Wall Cladding
-  External Wall Type J: Sences Aluminium Cladding
-  External Wall Type M: GF Party Wall
-  External Wall Type O: Substation Brick
-  External Wall Type P: GF Stone
-  External Wall Type Q: GF Aluminium Cladding
-  External Wall Type R: Span Wall Cladding North

Internal Wall Types

- | Partition Ref / Fire Rating / Width  | Symbol  | Partition Ref / Fire Rating / Width  |
|--|---|--|
| PT-01 / FR90 / 130mm   |  | PT-02 / FR60 / 100mm   |
| PT-03 / FR30 / 95mm  |  | PT-04 / FR120 / 190mm  |
| PT-05 / none / 150mm (Ply both)  |  | PT-06 / none / 125mm (Ply single)  |
| PT-07 / none / 75mm  |  | PT-08 / achieves FR90 / 165mm<br>Specification Acoustic Performance: 65dB Rw |
| PT-09 / achieves FR90 / 195mm<br>Specification Acoustic Performance: 62dB Rw |  | PT-10 / achieves FR90 / 178mm<br>Specification Acoustic Performance: 62dB Rw |
| PT-11 / achieves FR90 / 148mm<br>Specification Acoustic Performance: 62dB Rw |  | PT-12 / FR120 / 206mm<br>Specification Acoustic Performance: 57dB Rw         |
| PT-13 / none / 88mm  |  | PT-14 / achieves FR90 / 125mm  |

N	4/1/18	Partition Types Clarified	AM
M	22/12/17	Wall types overhaul	AM
L	9/10/17	Lift location with dimensions	AM
K	4/10/17	Extent of VCL & breather membrane shown for air-tightness submission.	ED
J	8/9/17	Kone Lift Info Added	AM
I	8/9/17	-	-
H	29/8/17	Spine wall added to fire escape stair.	ED
G	8/8/17	Main stair layout updated.	ED
F	12/6/17	Layout amended following coordination of external perimeter to brick dimensions and agreed external wall build ups.	AC
E	20/2/17	Grid amended to suit maximum built area.	DA
D	23/12/16	External Wall Types Added. Room Types Added.	AC
C	24/11/16	Room Matrix added, Neighbouring Building context added, Main stair width amended.	AC
B	25/10/16	Window Types amended, Ground Floor Roofs illustrated.	AC
A	24/10/16	Window positions amended and numbers provided, Fire Fighting Lobby extended and service risers coordinated, Door numbers amended, Fire Fighting LIT indicated.	AC

Rev	Date	Description	By

**AXIOM ARCHITECTS**  
 1 Brooklands Yard Southover High Street Lewes East Sussex BN7 1HU  
 Tel. 01273 479434 www.axiomarchitects.co.uk

Client  
**Whitbread Group PLC**

Project  
**Premier Inn  
 153-161 The Broadway  
 Wimbledon**

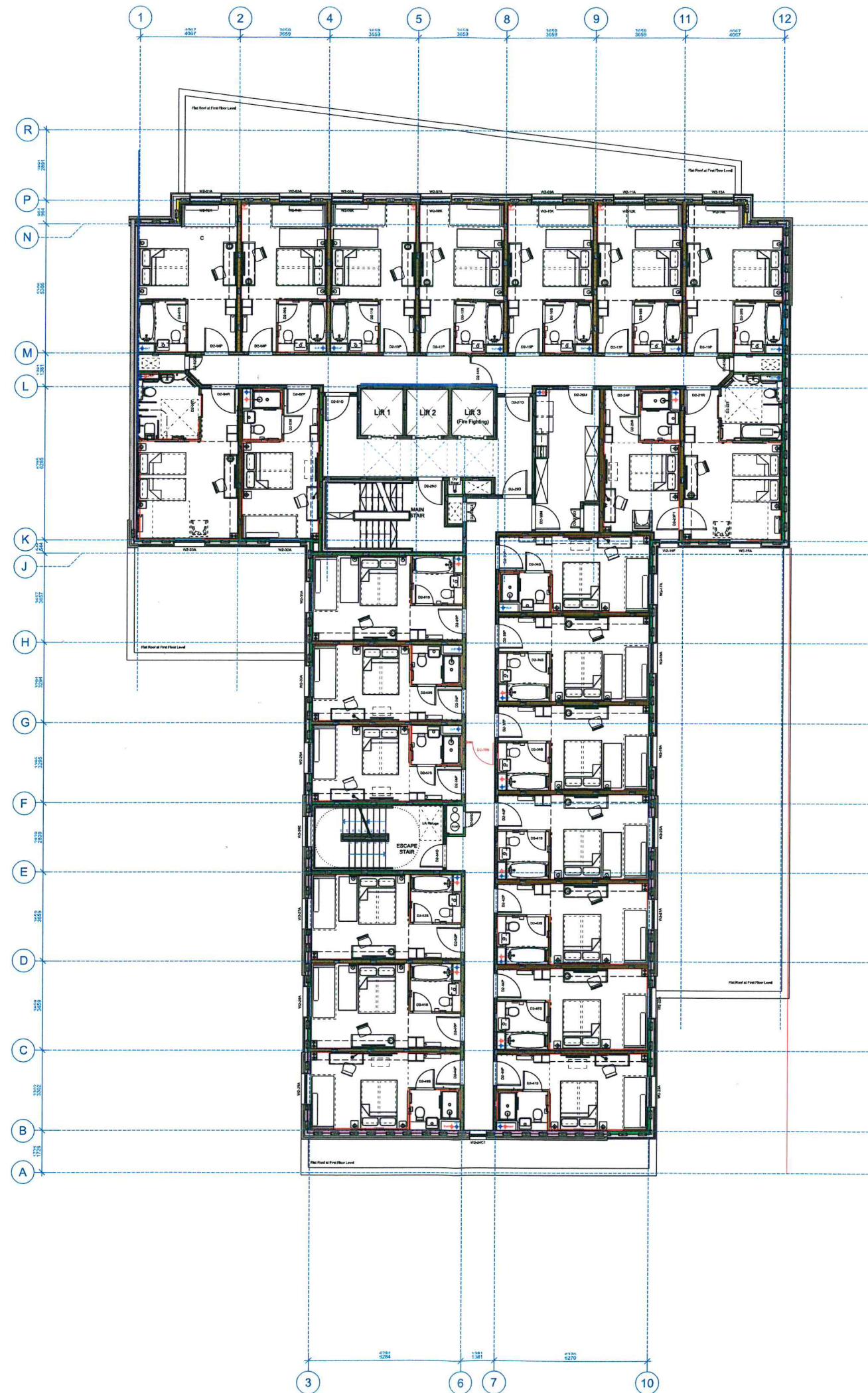
Drawing  
**First Floor General Arrangement Plan**

Scale	Status	Date	Drawn	Checked
1:100 @ A1	CONSTRUCTION	12/09/16	AJC	AJC

Drawing No.	Revision
3642-WD-256	N





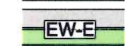


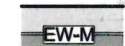




**3642-WD-256 N**



















Key:

External Wall Types

-  External Wall Type A: Brick
-  External Wall Type B: GF Brick
-  External Wall Type C: Span Wall Cladding North
-  External Wall Type D: Span Wall Cladding Full Cheek
-  External Wall Type E: Span Wall Cladding Reduced Cheek
-  External Wall Type G: Span Wall Cladding
-  External Wall Type J: Sences Aluminium Cladding
-  External Wall Type M: GF Party Wall
-  External Wall Type O: Substation Brick
-  External Wall Type P: GF Stone
-  External Wall Type Q: GF Aluminium Cladding
-  External Wall Type R: Span Wall Cladding North

Internal Wall Types

- | Partition Ref / Fire Rating / Width  |
|--|
|  PT-01 / FR90 / 130mm   |
|  PT-02 / FR60 / 100mm   |
|  PT-03 / FR30 / 95mm  |
|  PT-04 / FR120 / 190mm  |
|  PT-05 / none / 150mm (Ply both)  |
|  PT-06 / none / 125mm (Ply single)  |
|  PT-07 / none / 75mm  |
|  PT-08 / achieves FR90 / 165mm<br>Specification Acoustic Performance: 65dB Rw |
|  PT-09 / achieves FR90 / 195mm<br>Specification Acoustic Performance: 65dB Rw |
|  PT-10 / achieves FR90 / 178mm<br>Specification Acoustic Performance: 62dB Rw |
|  PT-11 / achieves FR90 / 148mm<br>Specification Acoustic Performance: 62dB Rw |
|  PT-12 / FR120 / 206mm<br>Specification Acoustic Performance: 57dB Rw       |
|  PT-13 / none / 88mm  |
|  PT-14 / achieves FR90 / 125mm  |

This drawing is the copyright of Axiom Architects. The contractor is to check all site dimensions and levels before work starts. This drawing must be read with and checked against all structural and other specialist drawings, specification and bills of quantities. Notify architect of any discrepancies. The contractor is to comply with all current British Standards and Building Regulations whether or not specifically stated on these drawings. Do not scale from drawings.

WALL TYPE INFORMATION TO BE READ IN CONJUNCTION WITH THE FOLLOWING INFORMATION:  
3642 - WD - 400 & 3642 - WD - 401, METSEC DETAILS, WINCRO DETAILS, ALUFIX DETAILS.

Rev	Date	Description	By
L	4/1/18	Partition Types Clarified	AM
K	22/12/17	Wall types overhaul	AM
J	9/10/17	Lift location with dimensions	AM
I	9/10/17	-	-
H	8/9/17	Kone Lift Info Added	AM
G	30/8/17	Spine wall added to fire escape stair.	ED
F	8/8/17	Main stair layout updated.	ED
E	12/6/17	Layout amended following coordination of external perimeter to brick dimensions and agreed external wall build ups.	AC
D	20/2/17	Grid amended to suit maximum built area.	DA
C	23/12/16	External Wall Types Added. Room Types Added.	AC
B	24/11/16	Room Matrix added. Neighbouring Building context added. Main stair width amended.	AC
A	24/10/16	Window positions amended and numbers provided. Fire Fighting Lobby extended and service risers coordinated. Door numbers amended. Fire Fighting Lift indicated.	AC

**AXIOM ARCHITECTS**  
 1 Brooklands Yard Southover High Street Lewes East Sussex BN7 1HU  
 Tel. 01273 479434 www.axiomarchitects.co.uk

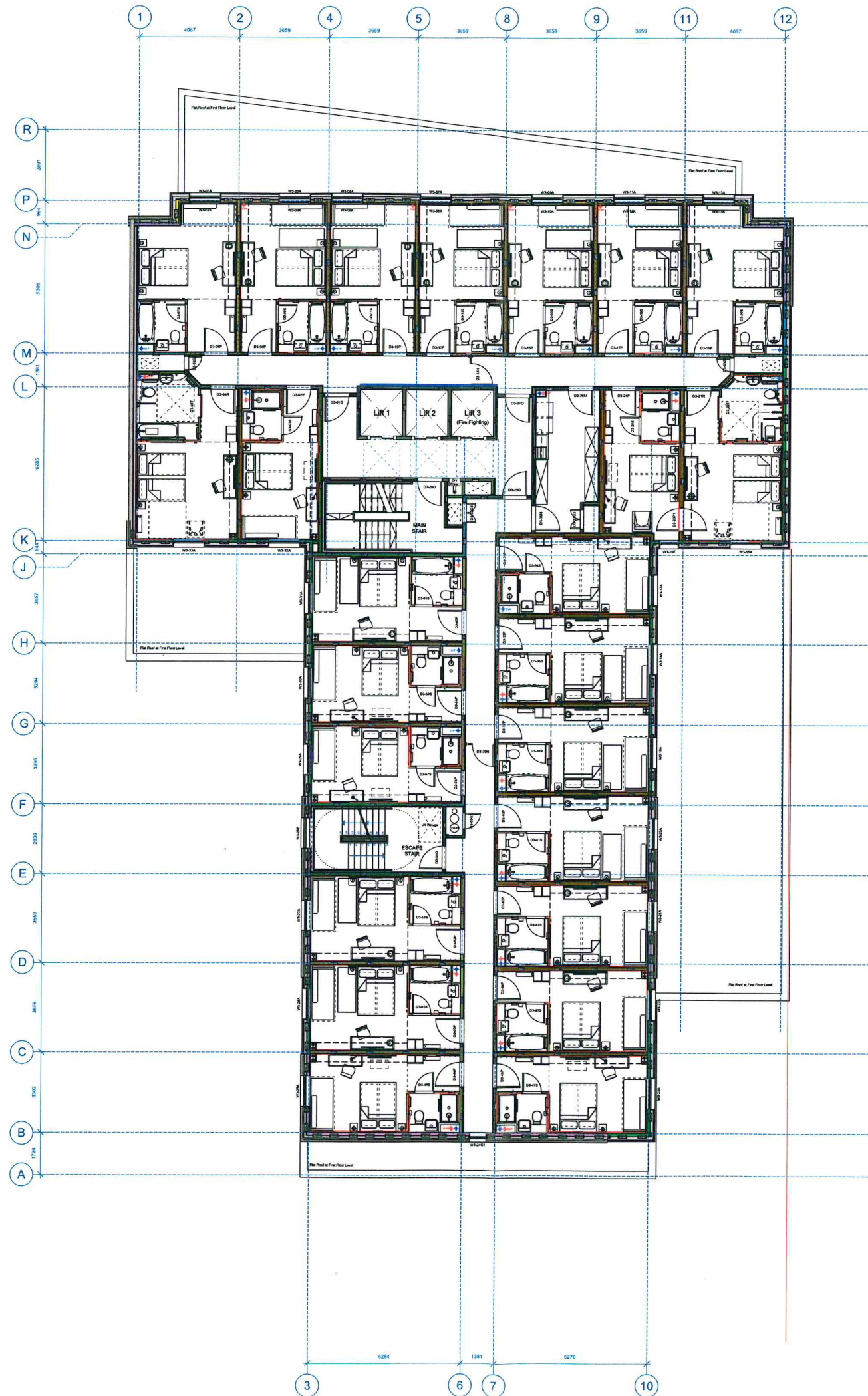
Client  
**Whitbread Group PLC**

Project  
**Premier Inn  
 153-161 The Broadway  
 Wimbledon**

Drawing  
**Second Floor General Arrangement Plan**













Scale	Status	Date	Drawn	Checked
1:100 @ A1	CONSTRUCTION	12/09/16	AJC	AJC
Drawing No.				Revision
<b>3642-WD-257</b>				<b>L</b>



















Key:

External Wall Types

-  External Wall Type A: Brick
-  External Wall Type B: GF Brick
-  External Wall Type C: Span Wall Cladding North
-  External Wall Type D: Span Wall Cladding Full Cheek
-  External Wall Type E: Span Wall Cladding Reduced Cheek
-  External Wall Type G: Span Wall Cladding
-  External Wall Type J: Sences Aluminium Cladding
-  External Wall Type M: GF Party Wall
-  External Wall Type O: Substation Brick
-  External Wall Type P: GF Stone
-  External Wall Type Q: GF Aluminium Cladding
-  External Wall Type R: Span Wall Cladding North

Internal Wall Types

-  PT-01 / FR90 / 130mm
-  PT-02 / FR60 / 100mm
-  PT-03 / FR30 / 95mm
-  PT-04 / FR120 / 190mm
-  PT-05 / none / 150mm (Ply both)
-  PT-06 / none / 125mm (Ply single)
-  PT-07 / none / 75mm
-  PT-08 / achieves FR90 / 165mm  
Specification Acoustic Performance: 65dB Rw
-  PT-09 / achieves FR90 / 195mm  
Specification Acoustic Performance: 65dB Rw
-  PT-10 / achieves FR90 / 178mm  
Specification Acoustic Performance: 62dB Rw
-  PT-11 / achieves FR90 / 148mm  
Specification Acoustic Performance: 62dB Rw
-  PT-12 / FR120 / 206mm  
Specification Acoustic Performance: 57dB Rw
-  PT-13 / none / 88mm
-  PT-14 / achieves FR90 / 125mm

This drawing is the copyright of Axiom Architects. The contractor is to check all site dimensions and levels before work starts. This drawing must be read with and checked against all structural and other specialist drawings, specification and bills of quantities. Notify architect of any discrepancies. The contractor is to comply with all current British Standards and Building Regulations whether or not specifically stated on these drawings. Do not scale from drawings.

WALL TYPE INFORMATION TO BE READ IN CONJUNCTION WITH THE FOLLOWING INFORMATION:  
3642 - WD - 400 & 3642 - WD - 401, METSEC DETAILS, WINCRO DETAILS, ALUFIX DETAILS.

Rev	Date	Description	By
L	4/1/18	Partition Types Clarified	AM
K	22/12/17	Wall types overhaul	AM
J	9/10/17	Lift location with dimensions	AM
I	9/10/17	-	-
H	8/9/17	Kone Lift Info Added	AM
G	30/8/17	Spino wall added to fire escape stair.	ED
F	8/8/17	Main stair layout updated.	ED
E	12/6/17	Layout amended following coordination of external perimeter to brick dimensions and agreed external wall build ups.	AC
D	20/2/17	Grid amended to suit maximum built area.	DA
C	23/12/16	External Wall Types Added. Room Types Added.	AC
B	24/11/16	Room Matrix added, Neighbouring Building context added, Main stair width amended.	AC
A	24/10/16	Window positions amended and numbers provided, Fire Fighting Lobby extended and service risers coordinated, Door numbers amended, Fire Fighting Lift indicated.	AC

**AXIOM ARCHITECTS**  
 1 Brooklands Yard Southover High Street Lewes East Sussex BN7 1HU  
 Tel. 01273 479434 www.axiomarchitects.co.uk

Client  
**Whitbread Group PLC**

Project  
**Premier Inn  
 153-161 The Broadway  
 Wimbledon**

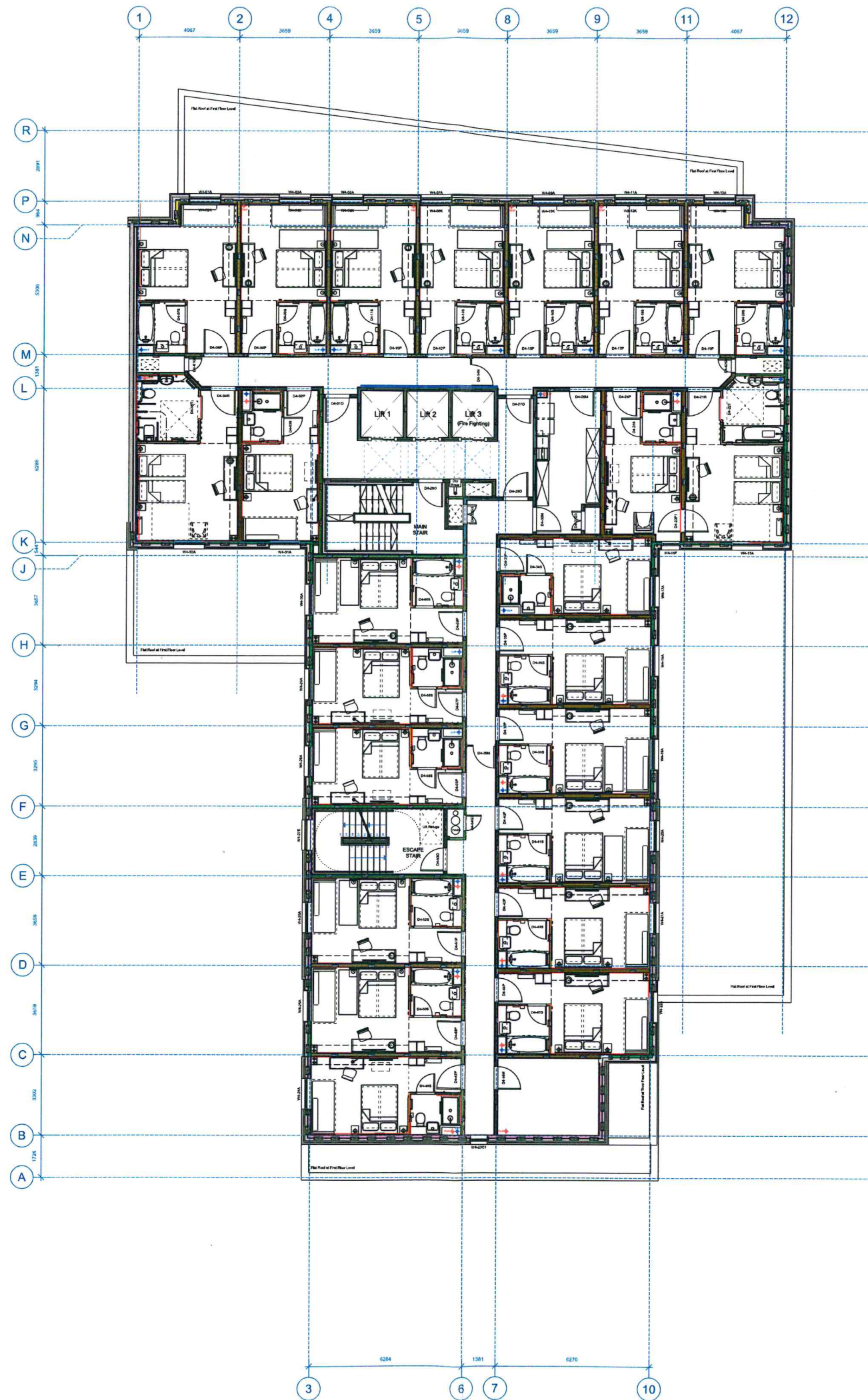
Drawing  
**Third Floor General Arrangement Plan**

Scale	Status	Date	Drawn	Checked
1:100 @ A1	CONSTRUCTION	12/09/16	AJC	AJC

Drawing No. **3642-WD-258** Revision













**L**



















Key:

External Wall Types

-  External Wall Type A: Brick
-  External Wall Type B: GF Brick
-  External Wall Type C: Span Wall Cladding North
-  External Wall Type D: Span Wall Cladding Full Cheek
-  External Wall Type E: Span Wall Cladding Reduced Cheek
-  External Wall Type G: Span Wall Cladding
-  External Wall Type J: Sences Aluminium Cladding
-  External Wall Type M: GF Party Wall
-  External Wall Type O: Substation Brick
-  External Wall Type P: GF Stone
-  External Wall Type Q: GF Aluminium Cladding
-  External Wall Type R: Span Wall Cladding North

Internal Wall Types

- | Partition Ref / Fire Rating / Width  |   |
|--|---|
| PT-01 / FR90 / 130mm   |    |
| PT-02 / FR60 / 100mm   |    |
| PT-03 / FR30 / 95mm  |    |
| PT-04 / FR120 / 190mm  |    |
| PT-05 / none / 150mm (Ply both)  |    |
| PT-06 / none / 125mm (Ply single)  |    |
| PT-07 / none / 75mm  |    |
| PT-08 / achieves FR90 / 165mm<br>Specification Acoustic Performance: 65dB Rw |    |
| PT-09 / achieves FR90 / 195mm<br>Specification Acoustic Performance: 65dB Rw |    |
| PT-10 / achieves FR90 / 178mm<br>Specification Acoustic Performance: 62dB Rw |    |
| PT-11 / achieves FR90 / 148mm<br>Specification Acoustic Performance: 62dB Rw |    |
| PT-12 / FR120 / 206mm<br>Specification Acoustic Performance: 57dB Rw         |    |
| PT-13 / none / 88mm  |    |
| PT-14 / achieves FR90 / 125mm  |  |

This drawing is the copyright of Axiom Architects. The contractor is to check all site dimensions and levels before work starts. This drawing must be read with and checked against all structural and other specialist drawings, specification and bills of quantities. Notify architect of any discrepancies. The contractor is to comply with all current British Standards and Building Regulations whether or not specifically stated on these drawings. Do not scale from drawings.

WALL TYPE INFORMATION TO BE READ IN CONJUNCTION WITH THE FOLLOWING INFORMATION:  
3642 - WD - 400 & 3642 - WD - 401, METSEC DETAILS, WINGRO DETAILS, ALUFIX DETAILS.

M	4/1/18	Partition Types Clarified	AM
L	22/12/17	Wall types overhaul	AM
K	9/10/17	Lift location with dimensions	AM
J	8/9/17	Kone Lift Info Added	AM
I	8/9/17	-	-
H	30/8/17	Spine wall added to fire escape stair.	ED
G	8/8/17	Main stair layout updated.	ED
F	12/6/17	Layout amended following coordination of external perimeter to brick dimensions and agreed external wall build ups.	AC
E	20/2/17	Grid amended to suit maximum built area.	DA
D	23/12/16	External Wall Types Added. Room Types Added.	AC
C	24/11/16	Room Matrix added. Neighbouring Building context added. Main stair width amended.	AC
B	25/10/16	Window Types amended. Ground Floor Roofs illustrated.	AC
A	24/10/16	Window positions amended and numbers provided. Fire Fighting Lobby extended and service risers coordinated. Door numbers amended. Fire Fighting Lift indicated.	AC

**AXIOM ARCHITECTS**  
 1 Brooklands Yard Southover High Street Lewes East Sussex BN7 1HU  
 Tel. 01273 479434 www.axiomarchitects.co.uk

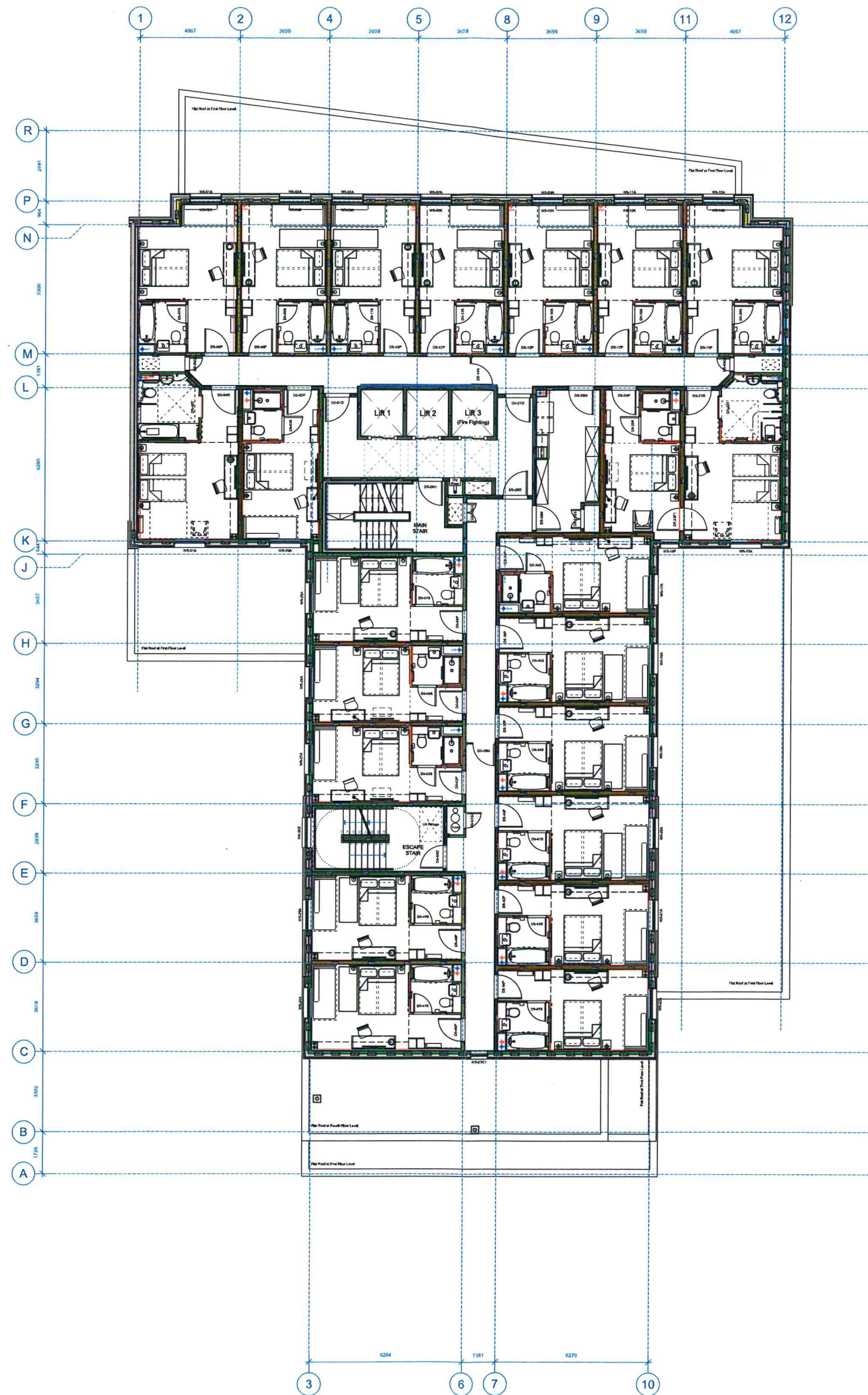
Client  
**Whitbread Group PLC**

Project  
**Premier Inn  
 153-161 The Broadway  
 Wimbledon**

Drawing  
**Fourth Floor General Arrangement Plan**













Scale	Status	Date	Drawn	Checked
1:100 @ A1	CONSTRUCTION	12/09/16	AJC	AJC
Drawing No.				Revision
<b>3642-WD-259</b>				<b>M</b>
















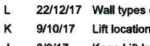


Key:

External Wall Types

-  External Wall Type A: Brick
-  External Wall Type B: GF Brick
-  External Wall Type C: Span Wall Cladding North
-  External Wall Type D: Span Wall Cladding Full Cheek
-  External Wall Type E: Span Wall Cladding Reduced Cheek
-  External Wall Type G: Span Wall Cladding
-  External Wall Type J: Sences Aluminium Cladding
-  External Wall Type M: GF Party Wall
-  External Wall Type O: Substation Brick
-  External Wall Type P: GF Stone
-  External Wall Type Q: GF Aluminium Cladding
-  External Wall Type R: Span Wall Cladding North

Internal Wall Types

- | Partition Ref / Fire Rating / Width  |   |
|--|---|
| PT-01 / FR90 / 130mm   |    |
| PT-02 / FR60 / 100mm   |    |
| PT-03 / FR30 / 95mm  |    |
| PT-04 / FR120 / 190mm  |    |
| PT-05 / none / 150mm (Ply both)  |    |
| PT-06 / none / 125mm (Ply single)  |    |
| PT-07 / none / 75mm  |    |
| PT-08 / achieves FR90 / 165mm<br>Specification Acoustic Performance: 65dB Rw |    |
| PT-09 / achieves FR90 / 195mm<br>Specification Acoustic Performance: 65dB Rw |    |
| PT-10 / achieves FR90 / 178mm<br>Specification Acoustic Performance: 62dB Rw |    |
| PT-11 / achieves FR90 / 148mm<br>Specification Acoustic Performance: 62dB Rw |    |
| PT-12 / FR120 / 206mm<br>Specification Acoustic Performance: 57dB Rw         |  |
| PT-13 / none / 88mm  |  |
| PT-14 / achieves FR90 / 125mm  |  |

Rev	Date	Description	By
M	4/1/18	Partition Types Clarified	AM
L	22/12/17	Wall types overhaul	
K	9/10/17	Lift location with dimensions	AM
J	8/9/17	Kone Lift Info Added	AM
I	8/9/17	-	-
H	30/8/17	Spine wall added to fire escape stair.	ED
G	8/8/17	Main stair layout updated.	ED
F	12/6/17	Layout amended following coordination of external perimeter to brick dimensions and agreed external wall build ups.	AC
E	20/2/17	Grid amended to suit maximum built area.	DA
D	23/12/16	External Wall Types Added. Room Types Added.	AC
C	24/11/16	Room Matrix added. Neighbouring Building context added. Main stair width amended.	AC
B	25/10/16	Window Types amended. Ground Floor Roofs illustrated.	AC
A	24/10/16	Window positions amended and numbers provided. Fire Fighting Lobby extended and service risers coordinated. Door numbers amended. Fire Fighting Lift indicated.	AC

**AXIOM ARCHITECTS**  
 1 Brooklands Yard Southover High Street Lewes East Sussex BN7 1HU  
 Tel. 01273 479434 www.axiomarchitects.co.uk

Client  
**Whitbread Group PLC**

Project  
**Premier Inn  
 153-161 The Broadway  
 Wimbledon**

Drawing  
**Fifth Floor General Arrangement Plan**

Scale	Status	Date	Drawn	Checked
1:100 @ A1	CONSTRUCTION	12/09/16	AJC	AJC













Drawing No. **3642-WD-260** Revision **L**



















Key:

External Wall Types

-  External Wall Type A: Brick
-  External Wall Type B: GF Brick
-  External Wall Type C: Span Wall Cladding North
-  External Wall Type D: Span Wall Cladding Full Cheek
-  External Wall Type E: Span Wall Cladding Reduced Cheek
-  External Wall Type G: Span Wall Cladding
-  External Wall Type J: Sences Aluminium Cladding
-  External Wall Type M: GF Party Wall
-  External Wall Type O: Substation Brick
-  External Wall Type P: GF Stone
-  External Wall Type Q: GF Aluminium Cladding
-  External Wall Type R: Span Wall Cladding North

Internal Wall Types

-  PT-01 / FR90 / 130mm
-  PT-02 / FR60 / 100mm
-  PT-03 / FR30 / 95mm
-  PT-04 / FR120 / 190mm
-  PT-05 / none / 150mm (Ply both)
-  PT-06 / none / 125mm (Ply single)
-  PT-07 / none / 75mm
-  PT-08 / achieves FR90 / 165mm  
Specification Acoustic Performance: 65dB Rw
-  PT-09 / achieves FR90 / 195mm  
Specification Acoustic Performance: 65dB Rw
-  PT-10 / achieves FR90 / 178mm  
Specification Acoustic Performance: 62dB Rw
-  PT-11 / achieves FR90 / 148mm  
Specification Acoustic Performance: 62dB Rw
-  PT-12 / FR120 / 206mm  
Specification Acoustic Performance: 57dB Rw
-  PT-13 / none / 88mm
-  PT-14 / achieves FR90 / 125mm

This drawing is the copyright of Axiom Architects. The contractor is to check all site dimensions and levels before work starts. This drawing must be read with and checked against all structural and other specialist drawings, specification and bills of quantities. Notify architect of any discrepancies. The contractor is to comply with all current British Standards and Building Regulations whether or not specifically stated on these drawings. Do not scale from drawings.

WALL TYPE INFORMATION TO BE READ IN CONJUNCTION WITH THE FOLLOWING INFORMATION:  
3642 - WD - 400 & 3642 - WD - 401, METSEC DETAILS, WINCRO DETAILS, ALUFIX DETAILS.

Rev	Date	Description	By
M	4/1/18	Partition Types Clarified	AM
L	22/12/17	Wall types overhaul	AM
K	9/10/17	Lift location with dimensions	AM
J	8/9/17	Kone Lift Info Added	AM
I	8/9/17	-	-
H	30/8/17	Spine wall added to fire escape stair.	ED
G	8/8/17	Main stair layout updated.	ED
F	12/6/17	Layout amended following coordination of external perimeter to brick dimensions and agreed external wall build ups.	AC
E	20/2/17	Grid amended to suit maximum built area.	DA
D	23/12/16	External Wall Types Added, Room Types Added.	AC
C	24/11/16	Room Matrix added, Neighbouring Building context added, Main stair width amended.	AC
B	25/10/16	Window Types amended, Ground Floor Roofs illustrated.	AC
A	24/10/16	Window positions amended and numbers provided, Fire Fighting Lobby extended and service risers coordinated, Door numbers amended, Fire Fighting Lift indicated.	AC

**AXIOM ARCHITECTS**  
 1 Brooklands Yard Southover High Street Lewes East Sussex BN7 1HU  
 Tel. 01273 479434 www.axiomarchitects.co.uk

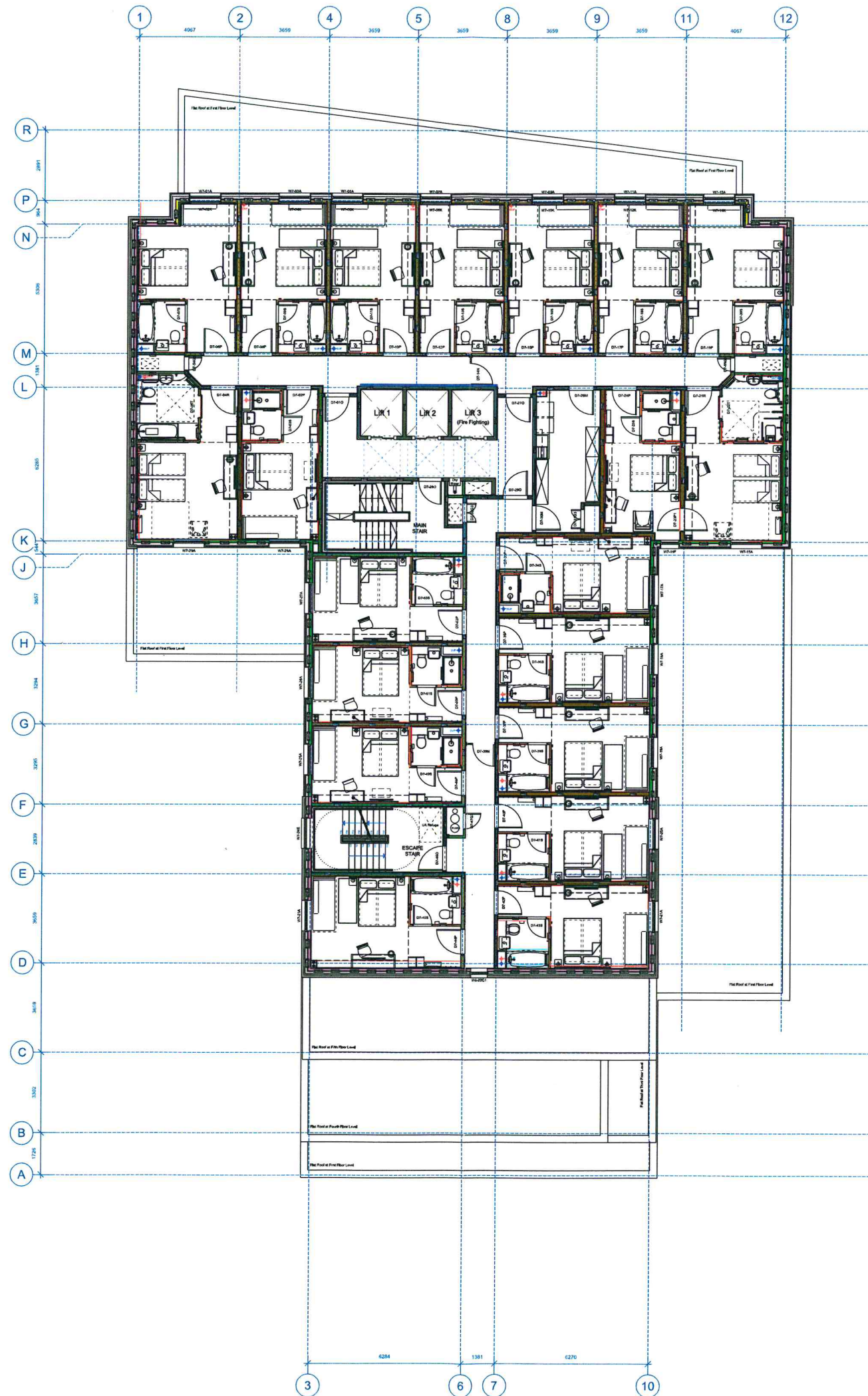
Client  
**Whitbread Group PLC**

Project  
**Premier Inn  
 153-161 The Broadway  
 Wimbledon**

Drawing  
**Sixth Floor General Arrangement Plan**













Scale	Status	Date	Drawn	Checked
1:100 @ A1	CONSTRUCTION	12/09/16	AJC	AJC
Drawing No.				Revision
<b>3642-WD-261</b>				<b>M</b>














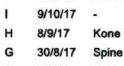




Key:

External Wall Types

-  External Wall Type A: Brick
-  External Wall Type B: GF Brick
-  External Wall Type C: Span Wall Cladding North
-  External Wall Type D: Span Wall Cladding Full Cheek
-  External Wall Type E: Span Wall Cladding Reduced Cheek
-  External Wall Type G: Span Wall Cladding
-  External Wall Type J: Sences Aluminium Cladding
-  External Wall Type M: GF Party Wall
-  External Wall Type O: Substation Brick
-  External Wall Type P: GF Stone
-  External Wall Type Q: GF Aluminium Cladding
-  External Wall Type R: Span Wall Cladding North

Internal Wall Types

-  PT-01 / FR90 / 130mm
-  PT-02 / FR60 / 100mm
-  PT-03 / FR30 / 95mm
-  PT-04 / FR120 / 190mm
-  PT-05 / none / 150mm (Ply both)
-  PT-06 / none / 125mm (Ply single)
-  PT-07 / none / 75mm
-  PT-08 / achieves FR90 / 165mm  
Specification Acoustic Performance: 65dB Rw
-  PT-09 / achieves FR90 / 195mm  
Specification Acoustic Performance: 65dB Rw
-  PT-10 / achieves FR90 / 178mm  
Specification Acoustic Performance: 62dB Rw
-  PT-11 / achieves FR90 / 148mm  
Specification Acoustic Performance: 62dB Rw
-  PT-12 / FR120 / 206mm  
Specification Acoustic Performance: 57dB Rw
-  PT-13 / none / 88mm
-  PT-14 / achieves FR90 / 125mm

This drawing is the copyright of Axiom Architects. The contractor is to check all site dimensions and levels before work starts. This drawing must be read with and checked against all structural and other specialist drawings, specification and bills of quantities. Notify architect of any discrepancies. The contractor is to comply with all current British Standards and Building Regulations whether or not specifically stated on these drawings. Do not scale from drawings.

WALL TYPE INFORMATION TO BE READ IN CONJUNCTION WITH THE FOLLOWING INFORMATION:  
3642 - WD - 400 & 3642 - WD - 401, METSEC DETAILS, WINCRO DETAILS, ALUFIX DETAILS.

Rev	Date	Description	By
L	4/1/18	Partition Types Clarified	AM
K	22/12/17	Wall types overhaul	AM
J	9/10/17	Lift location with dimensions	AM
I	9/10/17	-	-
H	8/9/17	Kone Lift Info Added	AM
G	30/8/17	Spine wall added to fire escape stair.	ED
F	8/8/17	Main stair layout updated.	ED
E	12/6/17	Layout amended following coordination of external perimeter to brick dimensions and agreed external wall build ups.	AC
D	20/2/17	Grid amended to suit maximum built area.	DA
C	23/12/16	External Wall Types Added. Room Types Added.	AC
B	24/11/16	Room Matrix added. Neighbouring Building context added. Main stair width amended.	AC
A	24/10/16	Window positions amended and numbers provided. Fire Fighting Lobby extended and service risers coordinated. Door numbers amended. Fire Fighting Lift indicated.	AC

**AXIOM ARCHITECTS**  
 1 Brooklands Yard Southover High Street Lewes East Sussex BN7 1HU  
 Tel. 01273 479434 www.axiomarchitects.co.uk

Client  
**Whitbread Group PLC**

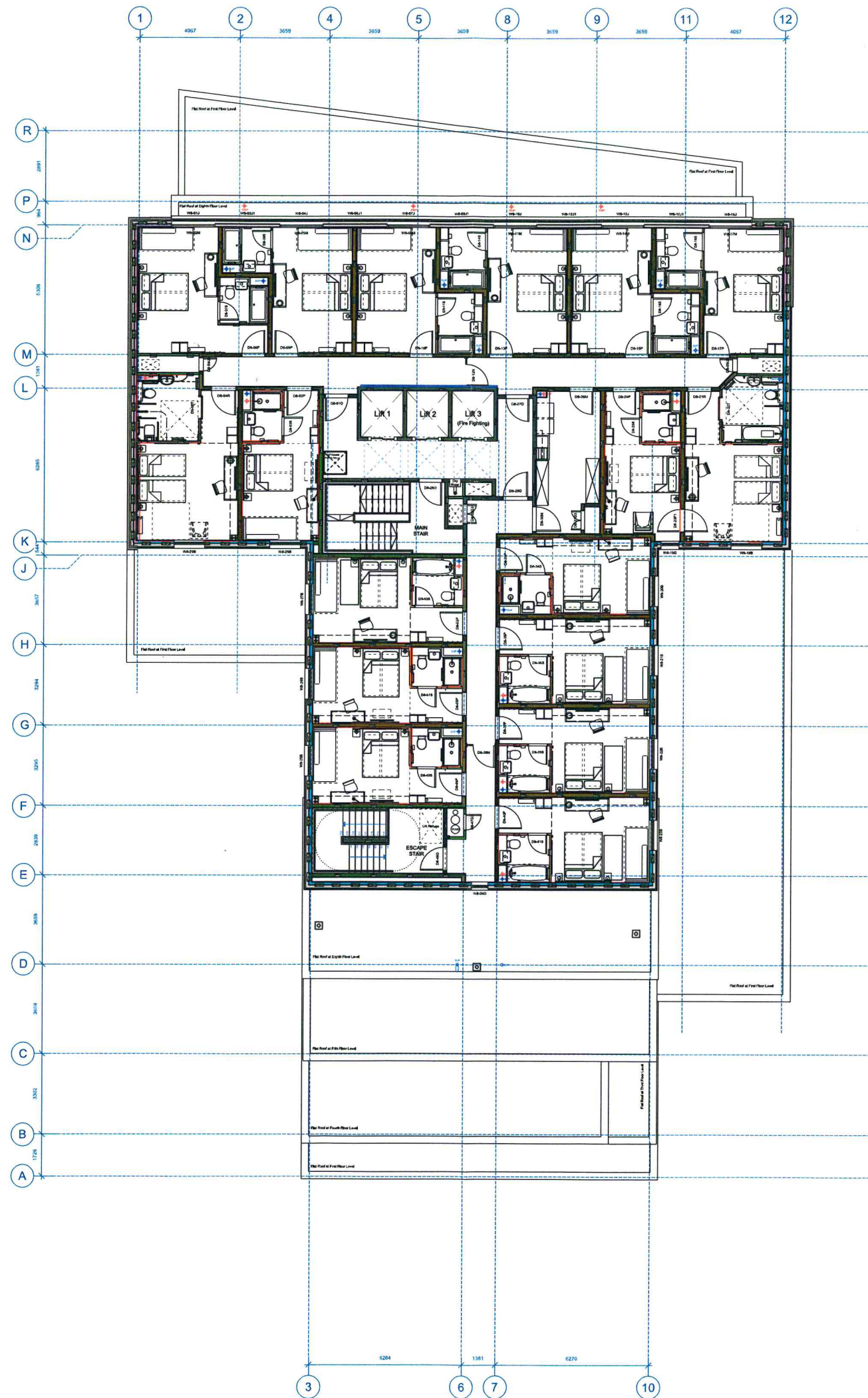
Project  
**Premier Inn  
 153-161 The Broadway  
 Wimbledon**

Drawing  
**Seventh Floor General Arrangement Plan**

Scale	Status	Date	Drawn	Checked
1:100 @ A1	CONSTRUCTION	12/09/16	AJC	AJC
Drawing No.				Revision













**3642-WD-262 L**
















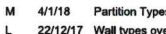


Key:

External Wall Types

-  External Wall Type A: Brick
-  External Wall Type B: GF Brick
-  External Wall Type C: Span Wall Cladding North
-  External Wall Type D: Span Wall Cladding Full Cheek
-  External Wall Type E: Span Wall Cladding Reduced Cheek
-  External Wall Type G: Span Wall Cladding
-  External Wall Type J: Sences Aluminium Cladding
-  External Wall Type M: GF Party Wall
-  External Wall Type O: Substation Brick
-  External Wall Type P: GF Stone
-  External Wall Type Q: GF Aluminium Cladding
-  External Wall Type R: Span Wall Cladding North

Internal Wall Types

- | Partition Ref / Fire Rating / Width  | Symbol  |
|--|---|
| PT-01 / FR90 / 130mm   |    |
| PT-02 / FR60 / 100mm   |    |
| PT-03 / FR30 / 95mm  |    |
| PT-04 / FR120 / 190mm  |    |
| PT-05 / none / 150mm (Ply both)  |    |
| PT-06 / none / 125mm (Ply single)  |    |
| PT-07 / none / 75mm  |    |
| PT-08 / achieves FR90 / 165mm<br>Specification Acoustic Performance: 65dB Rw |    |
| PT-09 / achieves FR90 / 195mm<br>Specification Acoustic Performance: 65dB Rw |    |
| PT-10 / achieves FR90 / 178mm<br>Specification Acoustic Performance: 62dB Rw |    |
| PT-11 / achieves FR90 / 148mm<br>Specification Acoustic Performance: 62dB Rw |    |
| PT-12 / FR120 / 206mm<br>Specification Acoustic Performance: 57dB Rw         |  |
| PT-13 / none / 88mm  |  |
| PT-14 / achieves FR90 / 125mm  |  |

Rev	Date	Description	By
M	4/1/18	Partition Types Clarified	AM
L	22/12/17	Wall types overhaul	AM
K	9/10/17	Lift location with dimensions	AM
J	8/9/17	Kone Lift Info Added	AM
I	8/9/17	-	-
H	30/8/17	Spine wall added to fire escape stair.	ED
G	8/8/17	Roof access hatch added, main stair layout updated.	ED
F	12/6/17	Layout amended following coordination of external perimeter to brick dimensions and agreed external wall build ups.	AC
E	20/2/17	Grid amended to suit maximum built area.	DA
D	23/12/16	External Wall Types Added, Room Types Added.	AC
C	24/11/16	Room Matrix added, Neighbouring Building context added, Main stair width amended.	AC
B	25/10/16	Window Types amended, Ground Floor Roofs illustrated.	AC
A	24/10/16	Window positions amended and numbers provided, Fire Fighting Lobby extended and service risers coordinated, Door numbers amended, Fire Fighting Lift indicated.	AC

**AXIOM ARCHITECTS**  
 1 Brooklands Yard Southover High Street Lewes East Sussex BN7 1HU  
 Tel. 01273 479434 www.axiomarchitects.co.uk

Client  
**Whitbread Group PLC**

Project  
**Premier Inn  
 153-161 The Broadway  
 Wimbledon**

Drawing  
**Eighth Floor General Arrangement Plan**

Scale	Status	Date	Drawn	Checked
1:100 @ A1	CONSTRUCTION	12/09/16	AJC	AJC
Drawing No.	Revision			
<b>3642-WD-263</b>	<b>M</b>			



This page is intentionally left blank